

Specifications

MODELS	GS™-2032		GS™-2632	
MEASUREMENTS	US	Metric	US	Metric
Working height max*	26 ft	8.10 m	32 ft	9.92 m
A Platform height max	20 ft	6.10 m	26 ft	7.92 m
B Platform length - outside	7 ft 5 in	2.26 m	7 ft 5 in	2.26 m
extended	10 ft 5 in	3.18 m	10 ft 5 in	3.18 m
C Platform width - outside	2 ft 8 in	.81 m	2 ft 7 in	.79 m
Guardrail height: ANSI, CSA	3 ft 3 in	.99 m	3 ft 3 in	.99 m
CE 3 ft 7 in	1.10 m	3 ft 7 in	1.10 m	
Roll-out platform extension	3 ft	.91 m	3 ft	.91 m
Toeboard height	6 in	.15 m	6 in	.15 m
Height - stowed: platform	3 ft 3 in	.99 m	3 ft 9.5 in	1.16 m
D solid rails-ANSI/CSA/AUS	6 ft 8 in	2.03 m	—	—
solid rails-CE	7 ft	2.13 m	—	—
folding guardrails	7 ft	2.13 m	7 ft 5 in	2.26 m
rails folded	5 ft 10 in	1.78 m	6 ft 3 in	1.91 m
E Length - stowed	8 ft	2.44 m	8 ft	2.44 m
Length - extended	10 ft 11 in	3.33 m	10 ft 11 in	3.33 m
F Width	2 ft 8 in	.81 m	2 ft 8 in	.81 m
G Wheelbase	6 ft 1 in	1.85 m	6 ft 1 in	1.85 m
H Ground clearance - center	3.5 in	.09 m	3.5 in	.09 m
I - with pothole guards deployed	.88 in	.02 m	.88 in	.02 m

PRODUCTIVITY

Lift capacity	800 lbs	363 kg	500 lbs	227 kg
Extension deck capacity	250 lbs	113 kg	250 lbs	113 kg
Drive speed - stowed	2.2 mph	3.5 km/h	2.2 mph	3.5 km/h
Drive speed - raised	0.5 mph	0.8 km/h	0.5 mph	0.8 km/h
Gradeability**	30%		25%	
Turning radius - inside	zero	zero	zero	zero
Turning radius - outside	7 ft	2.13 m	7 ft	2.13 m
Raise / lower speed	30 / 26 sec	30 / 26 sec	37 / 24 sec	37 / 24 sec
Controls	proportional		proportional	
Drive	dual front wheel		dual front wheel	
Multiple disc brakes	dual rear wheel		dual rear wheel	
Tires - solid non-marking	15 x 5 x 11 in	38 x 13 x 28 cm	15 x 5 x 11 in	38 x 13 x 28 cm

POWER

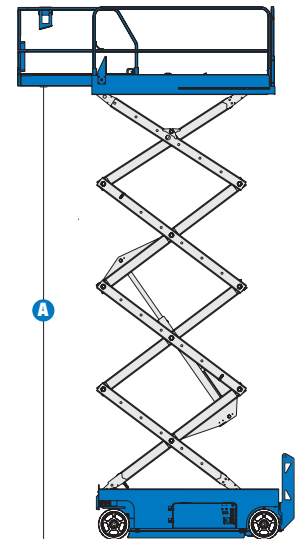
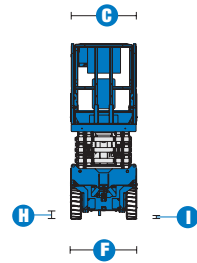
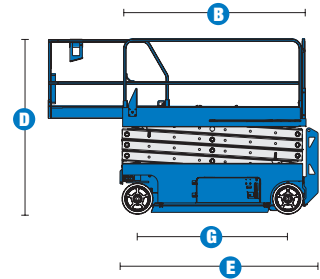
Power source	24 V (four 6 V 225 Ah batteries)		24 V (four 6V 225 Ah batteries)	
Hydraulic system capacity	7.5 gal	28.4 L	5.5 gal	20.8 L

WEIGHT***

ANSI, CSA	3,574 lbs	1,621 kg	4,413 lbs	2,002 kg
CE, AUS	4,024 lbs	1,825 kg	4,313 lbs	1,956 kg

STANDARDS COMPLIANCE

ANSI A92.6, CSA B354.2, CE Compliance, AS 1418.10



* The metric equivalent of working height adds 2 m to platform height. U.S. adds 6 ft to platform height.
 ** Gradeability applies to driving on slopes. See operator's manual for details regarding slope ratings.
 *** Weight will vary depending on options and/or country standards.

Features

EASILY CONFIGURED TO MEET YOUR NEEDS

PLATFORM OPTIONS

- Steel 5 ft 4 in (1.62 m) platform (standard - GS™-2032)
- Steel 7 ft 5 in (2.26 m) platform (standard - GS™-2632)
- Extension platform 3 ft (.91 m)
- Folding rails with half-height swing gate (GS™-2032)
- Platform swing gate, half-height

POWER

- 24 V (four 6 V 225 Ah batteries)

DRIVE

- 2WD

TIRE

- Solid non-marking tires

STANDARD FEATURES

MEASUREMENTS

GS™-2032

- 26 ft (8.10 m) working height
- Up to 800 lb (363 kg) lift capacity

GS™-2632


- 32 ft (9.92 m) working height
- Up to 500 lb (227 kg) lift capacity

PRODUCTIVITY

- Fixed rails with chain entry gate (GS™-2032)
- Folding rails with half height swing gate (GS™-2632)
- Proportional lift and drive
- Onboard diagnostic system
- AC power to platform
- Electric horn
- Tilt level sensor
- Descent alarm
- Hour meter
- Multiple disc brakes
- Brakes release
- Emergency stop at both platform and ground controls
- Manual platform lowering valve
- Pothole guards
- Solid non-marking tires

POWER

- Automatic battery charger



OPTIONS & ACCESSORIES

PRODUCTIVITY

- Folding rails with half-height swing gate (GS™-2032)
- Platform swing gate, half-height
- Air line to platform
- Platform work lights
- Automotive horn
- Dual flashing beacons
- Ground controls cover
- Motion alarm

POWER

- Inverter
- Maintenance-free batteries
- EE rating

Genie United States

18340 NE 76th Street
P.O. Box 97030
Redmond, Washington 98073-9730

Telephone **(425) 881-1800**
Toll Free in USA/Canada **800-536-1800**
Fax (425) 883-3475

Genie Europe

The Maltings
Wharf Road
Grantham NG31 6BH
U.K.

Telephone **+44 (0)1476 584333**
Fax +44 (0)1476 584334

Email: infoeurope@genieind.com

Distributed By:

For further information, please contact your local distributor or the Genie Industries sales office listed. Continuous improvement of our products is a Genie policy. Product specifications are subject to change without notice or obligation. The photographs and drawings in this brochure are for illustrative purposes only. Refer to the appropriate Operator's Manual for instructions on the proper use of this equipment. Failure to follow the appropriate Operator's Manual when using our equipment or to otherwise act irresponsibly may result in serious injury or death. Prices and specifications subject to change without notice. The only warranty applicable is the standard written warranty applicable to the particular product and sale. Genie makes no other warranty, expressed or implied. Products and services listed may be trademarks, service marks or trade-names of TEREX Corporation and/or its subsidiaries in the USA and other countries and all rights are reserved. Copyright © 2005 Genie Industries, Inc. "Genie" is a Registered Trademark of Genie Industries, Inc. in the USA and many other countries. Genie is a TEREX Company.